

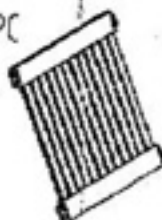
OYSTER ARMCHAIR - 12150

PARTS LIST:

A. CHAIR LEG 2 PCS



B. CHAIR BECKREST 1 PC



C. CHAIR SEAT 1 PCS



HARDWARE:

D. WOODEN DOWELS

A 4 PCS

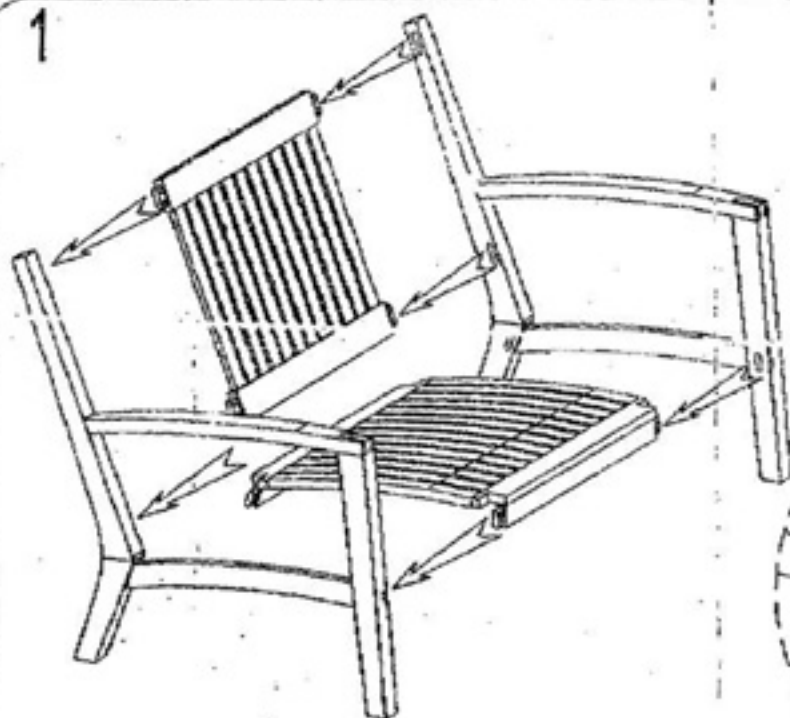
B 8 PCS

C 4 PCS

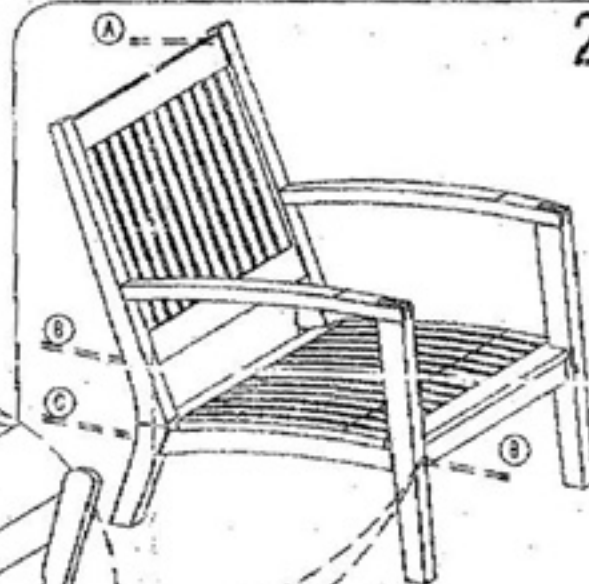


NOTE: Use a soft mallet hammer (not included) to prevent marking or denting wood when inserting wood dowels. Do not use excessive force to insert dowels. After inserting wood dowels, minimal sanding may be necessary to make dowel ends flush with surface.

1



2



"IMPORTANT!! Each joint is unique, precise and will fit flush. You must match the white numbered labels with the corresponding number on opposite piece. Put all pieces together first to assure that all the joints fit flush then tap in the wooden dowels"