

WAVE BENCH 6' - 13883

PARTS LIST :

A. CHAIR LEG 2PCS B. CHAIR BACKREST 1PC C. CHAIR SEAT 1PC

HARDWARE :

D. WOODEN DOWELS 12 PCS

E. SCREW 4 PCS

12 PCS

4 PCS

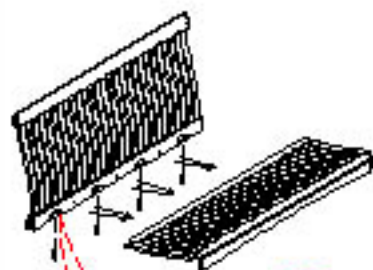
TOOLS REQUIRED :

F. PHILLIPS SCREWDRIVER (NOT INCLUDED)

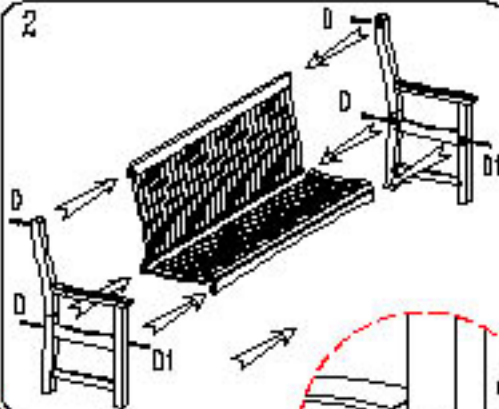
NOTE : Use a soft mallet hammer (not included) to prevent marking or denting wood when inserting wood dowels. Do not use excessive force to insert dowels. After inserting wood dowels, minimal sanding may be necessary to make dowel ends flush with surface.



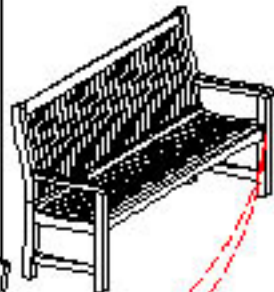
1



2



3



E

D