

16419_ARIA ROCKER CHAIR

PARTS LIST :

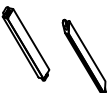
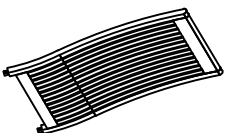
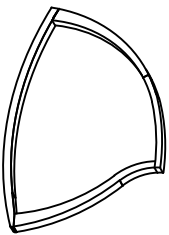
A. CHAIR LEG 2 PCS

B. CHAIR BACKREST 1PC

C. CHAIR SEAT 1PC

D. FRONT CROSS BAR 1PC

E. BACK CROSS BAR 1PC



HARDWARE :

F. WOODEN DOWELS A

G. WOODEN DOWELS B

H. HEXAGONAL SCREW

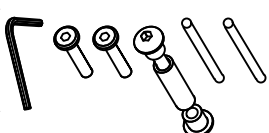
I. HEXAGONAL SCREW A

J. HEXAGONAL SCREW B

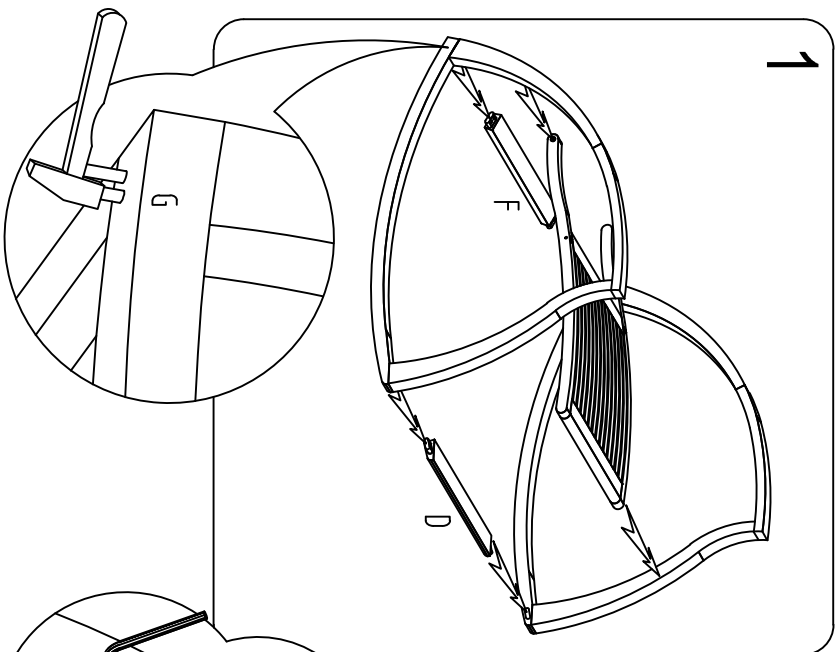
K. ALLEN KEY

NOTE : Use a soft mallet hammer (not included) to prevent marking or denting wood when inserting wood dowels. Do not use excessive force to insert dowels. After inserting wood dowels, minimal sanding may be necessary to make dowel ends flush with surface.

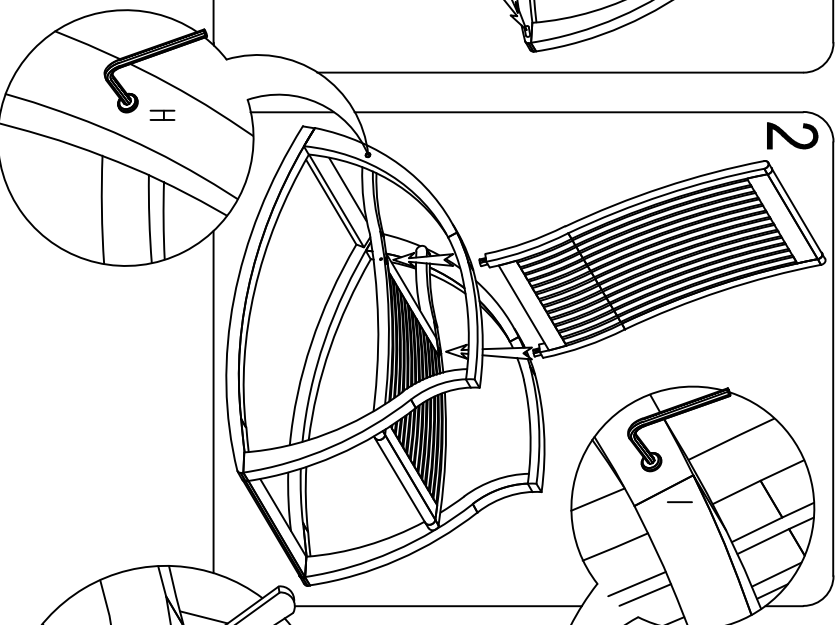
2 PCS
8 PCS
2 PCS
2 PCS
2 PCS
1 PCS



1



2



3

