

PLANTER 50 - 18102

PARTS LIST :


A. SIDE 2 PCS



B. SIDE 2 PCS



C. FLOOR 1 PC



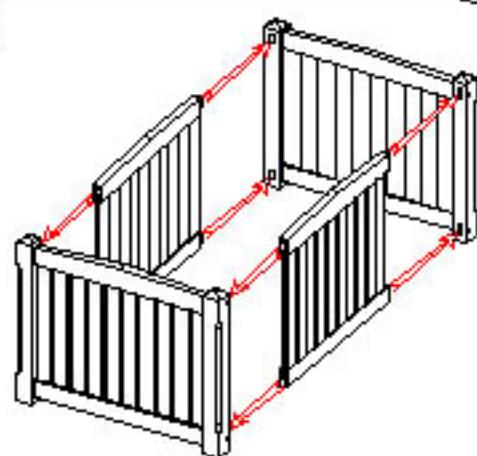
HARDWARE :

D. WOODEN DOWELS 8 PCS



NOTE : Use a soft mallet hammer (not included) to prevent marking or denting wood when inserting wood dowels. Do not use excessive force to insert dowels. After inserting wood dowels, minimal sanding may be necessary to make dowel ends flush with surface.

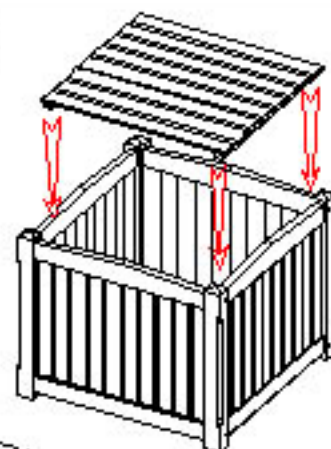
1



2



3



4

